



West 2300 1/32 DIN Indicator & Controller



Red or Green Display

Two process alarms

Manual or Easy Tune

Setpoint Lock

On Control Indicator

RS485 comms

0.1% Accuracy



The West 2300 is available as an indicator or controller. Small size does not come at the expense of features, they have large 10mm high displays, 2 amp relays and full 3-wire PT100 inputs. The controller features our hands-free Easy Tune PID algorithm

Specification

Features

Functions	Three term PID controller, indicator with alarms or indicator only versions available
Control Types	Controller versions have PID with Easy-tune, manual tuning plus pre-tune or On-Off control
Setpoint Lock	Limits operator access to the controller setpoint value
Output Configuration	Up to 3 Total. Max 1 for control, max 2 for Alarms
Alarm 1 & 2 Types	Process high, process low, setpoint deviation and band
Human Interface	3 button operation, 4 digit 10mm high LED display (available in either red or green), plus on-control, set-up, alarm and setpoint indicators

Input

Thermocouple	J, K, R, S, T, B, & N
RTD	3 Wire PT100, 50 per lead maximum (balanced)
DC Linear	0-20mA, 4-20mA, 0-50mV, 10-50mV. Scaleable -1999 to 9999, decimal point as required
Impedance	>10M for Thermocouple and mV ranges, 4.7 for mA ranges
Accuracy	+/- 0.1% of input span (0.25% for J & T T/C) +/- 1 LSD (T/C CJC better than 0.7°C)
Sampling	4 per second, 14 bit resolution approximately
Sensor Break Detection	<2 seconds (except on 0-20mA range), control O/P's turn off, high alarms activate for T/C and mV ranges, low alarms activate for RTD, mA ranges

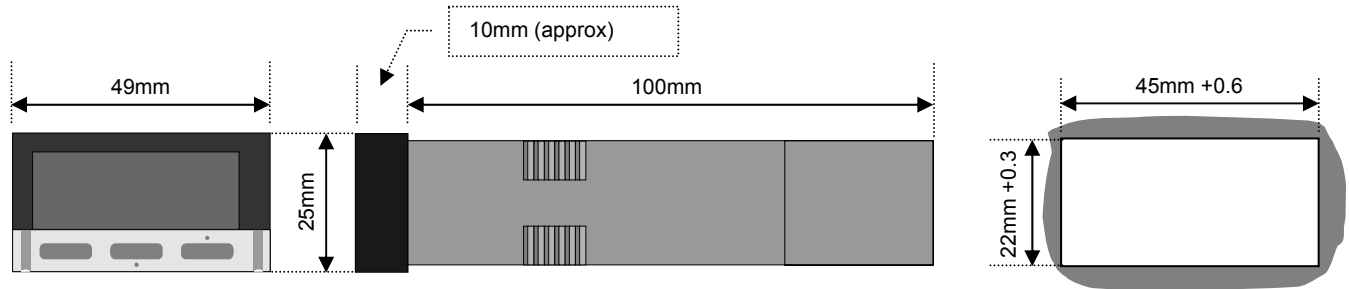
Outputs & Options

Control & Alarm Relays	Contacts SPDT 2Amp resistive at 240V AC, >500,000 operations (if comms or 2 nd relay is fitted, all relay contacts become SPST)
Control SSR Outputs	Drive capability >10V DC into 500 minimum
Communications	2 Wire RS485, 1200 to 9600 Baud, Modbus

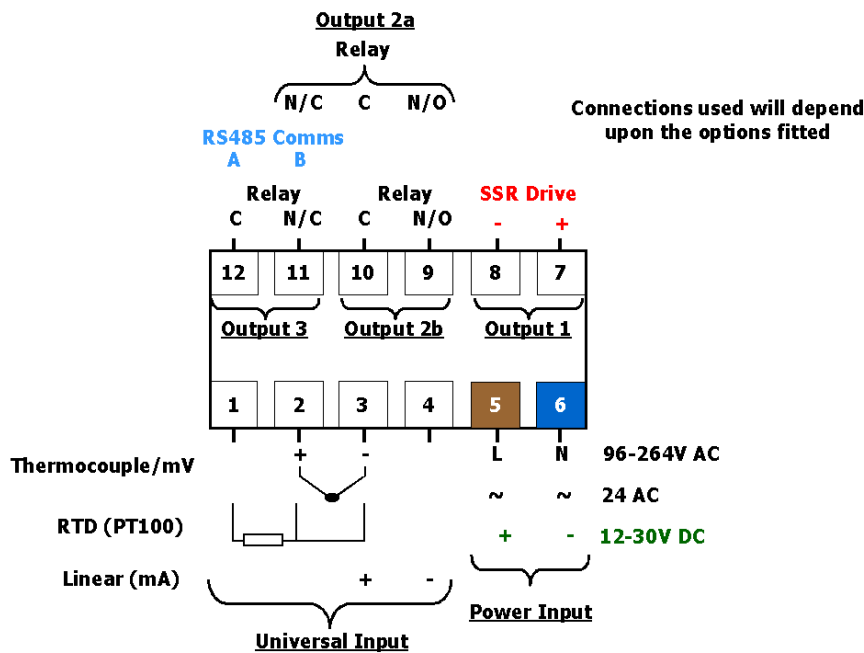
Operating & Environmental

Temperature & RH	0 to 55°C (-20 to 80°C storage), 20% to 95%RH non-condensing
Power Supply	100 to 240V 50/60Hz 7.5VA (optional 12 to 24V AC 7.5VA /12 to 30V DC 4W)
Front Panel Protection	IEC IP66 (Behind panel protection is IP20)
Approvals and Certification	CE, UL & ULc

Dimensions



Connection Details



Field Reconfiguration

Hardware options cannot be retro-fitted to this model. Some re-configuration of existing features is possible

Input

Configurable to any available type.

No extra parts require

Control/Alarm 1 Output

Re-configurable on controller version only, as relay control with SSR alarm 1, or SSR control with relay alarm 1.

No extra parts required

Other Options

RS485 comms or alarm 2 relay is only available at time of order.

No field re-configuration is possible

Ordering Code

N2300 - xx - x - x

Output Type


Indicator Only	00
Indicator + Alarm 1 (Relay)	01
Indicator + Alarm 1 (SSR)	02
Controller (Relay) + Alarm 1 (SSR)	12
Controller (SSR) + Alarm 1 (Relay)	21

Display Colour & Power Supply

0	Green Display/100-240V AC supply
1	Red Display/100-240V AC supply
2	Green Display/12-30VDC/24VAC supply
3	Red Display/12-30VDC/24VAC supply

Option

0	No Option Fitted
1	Alarm 2 Relay Output
2	RS485 Comms



Tel: +44 (0) 1243 558270