

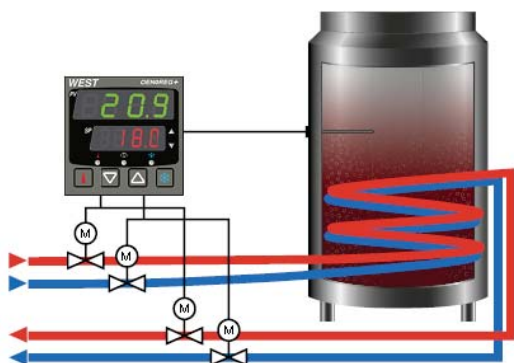
WEST

Oenoreg+ Temperature Controller for Wine Production Applications



- Two control outputs for heat and cool water circuits
- Temperature ramp rate setting
- Single or Two setpoints
- One Process Alarm
- Wine density alarm via remote signal input
- Modbus Comms
- Modular output and option modules
- Available in 1/16 DIN and 1/8 DIN Formats

Based on market proven technology Oenoreg+ is a simple-to-use temperature controller configured specifically for wine applications.



The Oenoreg+ has separate outputs to independently control the Hot and Cold water circuits.

With intuitive user operation, dedicated buttons and clear display the device offers improved efficiency and fewer operator errors.

The units are easy to set up and install, with no costly and time consuming programming needed. This in turn leads to faster maintenance changes to minimise the risk of waste and reduce overall costs.

Specification

Features

Control Types	On-Off control strategy for Wine fermentation applications
Output Configuration	Up to 3 possible, one for control, alarm, 24VDC transmitter power supply or retransmit of process value or setpoint
Alarm 1 & 2 Types	Temperature high, process low, SP deviation, band, logical OR / AND. Alarms have adjustable hysteresis.
Human Interface	4 button operation, dual 4 digit 10mm & 8mm high (6100+, 8100+) and 13mm & 10mm high (4100+) LED displays, optional choice of colours (Red/Red, Red/Green, Green/Red or Green/Green), plus 5 LED indicators

Input

Thermocouple	J, K, C, R, S, T, B, L, N & PtRh20%vsPtRh40%.
RTD	3 Wire PT100, 50Ω per lead maximum (balanced)
DC Linear	0 to 20mA, 4 to 20mA, 0 to 50mV, 10 to 50mV, 0 to 5V, 1 to 5V, 0 to 10V, 2 to 10V. Scaleable -1999 to 9999, with adjustable decimal point
Impedance	>10MΩ for Thermocouple and mV ranges, 47KΩ for V ranges and 5Ω for mA ranges
Accuracy	±0.1% of input range ±1 LSD (T/C CJC better than 1°C)
Sampling	4 per second, 14 bit resolution approximately

Sensor Break Detection

<2 seconds (except zero based DC ranges), control O/P's turn off, high alarms activate for T/C and mV ranges, low alarms activate for RTD, mA or V ranges

Outputs & Options

Control & Alarm Relays
Control SSR Driver Outputs
DC Linear Outputs

Contacts SPDT 2 Amp resistive at 240V AC, >500,000 operations

Drive capability >10V DC in 500Ω minimum

0 to 20mA, 4 to 20mA into 500Ω max, 0 to 10V, 2 to 10V, 0 to 5V into 500Ω min.

Control outputs have 2% over/under drive applied. Accuracy $\pm 0.25\%$ at 250Ω (degrades linearly to 0.5% for increasing burden to specified limits)

Output 24VDC (nominal) into 910Ω minimum to power external devices

2 Wire RS485, 1200 to 19200 Baud, Modbus and ASCII protocol (selectable)

Transmitter Power Supply
Communications
Remote Signal Input

0 to 20mA, 4 to 20mA, 0 to 5V, 1 to 5V, 0 to 10V or 2 to 10V. Scaleable -1999 to 9999.

Operating & Environmental

Temperature & RH
Power Supply
Front Panel Protection
Standards

0 to 55°C (-20 to 80°C storage), 20% to 95% RH non-condensing

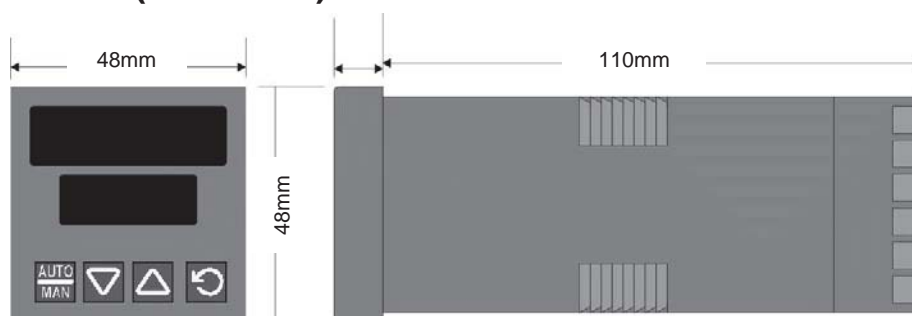
100 to 240V 50/60Hz 7.5VA (optional 20 to 48V AC 7.5VA/22 to 65V DC 5 watts)

IEC IP66 (Behind panel protection is IP20)

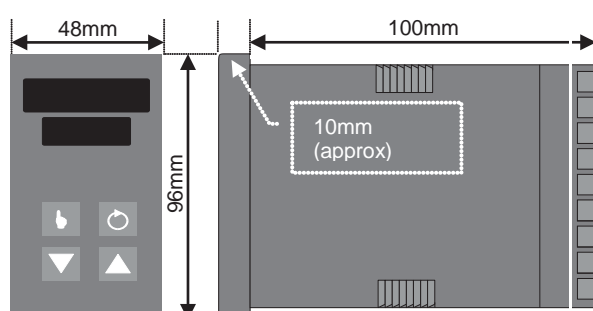
CE, UL & ULC recognised

Dimensions

1/16 DIN (48x48mm)

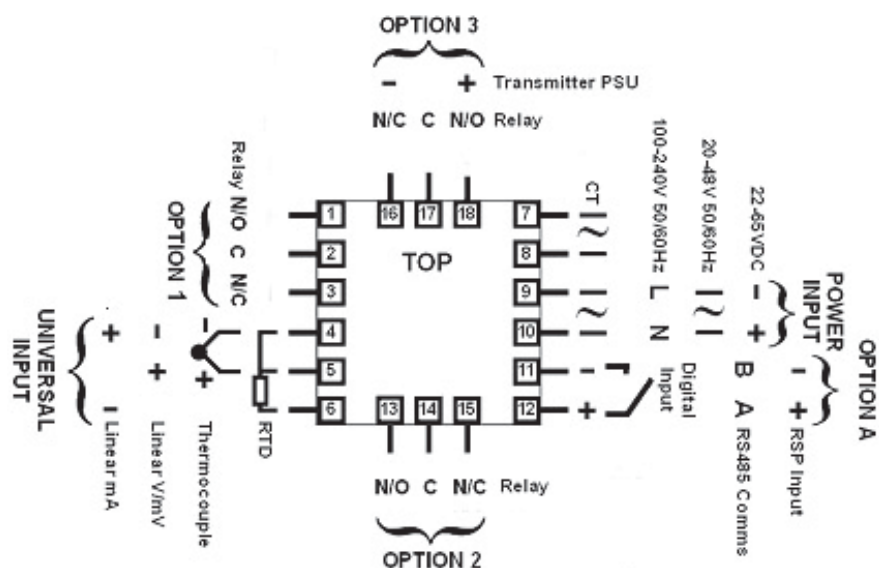


1/8 DIN (96x48mm)

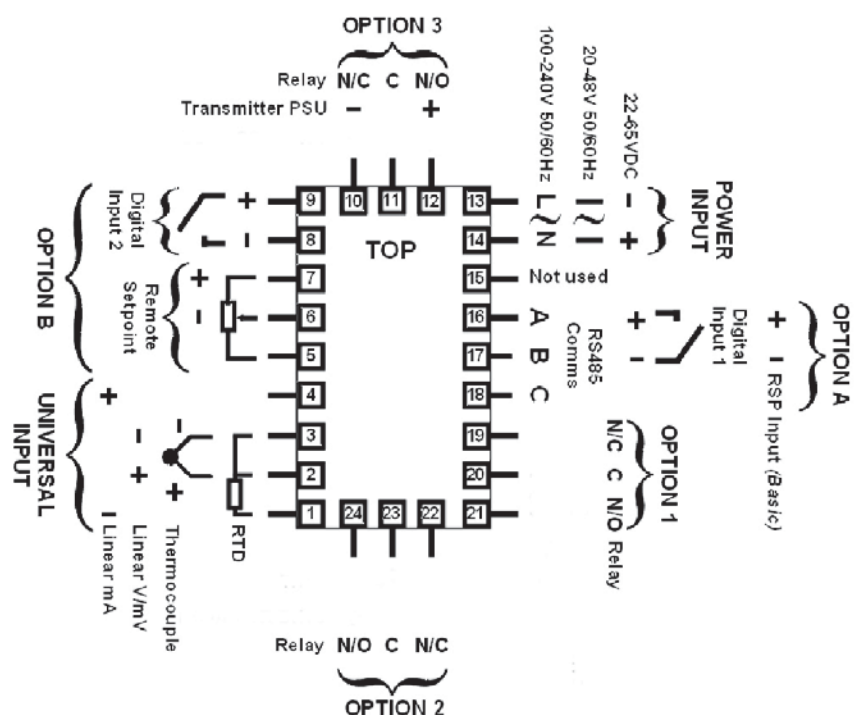


Wiring Connections

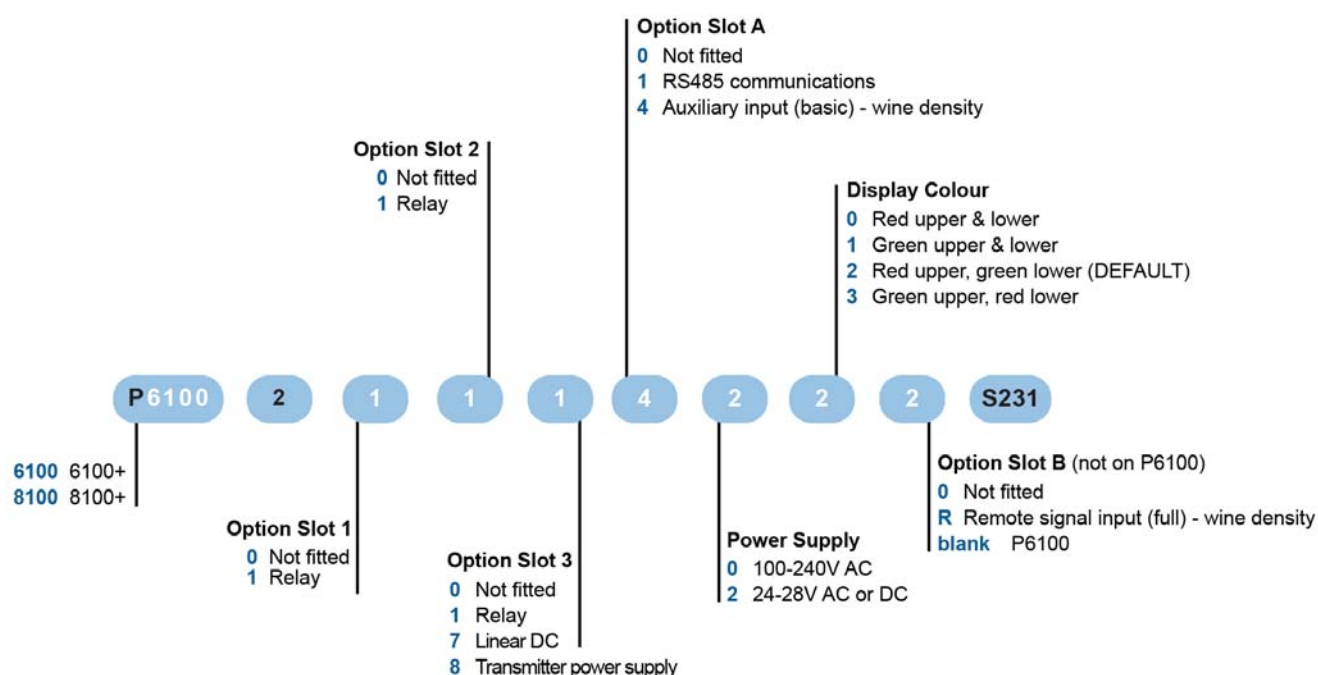
1/16 DIN (48x48mm)



1/8 DIN (96x48mm)



Ordering Code



ENVIROMONITORS

info@enviromonitors.co.uk

Tel: +44 (0) 1243 558270